



Major Retailer Sees Positive Clinical Results and Increase in Employee Satisfaction from Implementing Dario® Digital Therapeutics for Diabetes

One of the largest supermarket chains in the US piloted Dario's individualized digital therapeutic solution for diabetes to see if it could improve enrollment, engagement, and clinical outcomes over the diabetes programs it was currently offering employees.

Enrollment and Activation

Dario conducted a limited digital enrollment process that resulted in a 41% enrollment rate within weeks. Employees that enrolled received the all-in-one Dario Blood Glucose Monitoring System™, the MyDario™ mobile app, supplies delivered directly to their door as needed, as well as personalized digital coaching and health coaching by Certified Diabetes Educators through the application and via the phone.

During onboarding and throughout the program Dario Engagement coaches assisted users with setup and optimizing the application features to maximize the user experience.

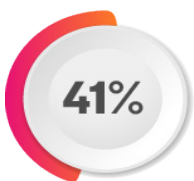
Engaged, Satisfied Members - the Key to Success

The highly personalized experience and ease of use of the Dario solution led to high user satisfaction and engagement, with 100 percent of high-risk users remaining engaged through 5 months. 100% of users reported that Dario is easy to use, and 87% of users said they felt they were better able to manage their diabetes as a result of using Dario.

"I like this platform. I'm getting more comfortable with the records and information that can be recorded. As far as the readings, my life is crazy with living in a hotel, eating out almost always, a hectic schedule at work and even at home when I'm here. We can talk about that if you like".

Example of an interaction from a user to the Dario CDE

Case Study



Enrollment Rate



Active Engagement



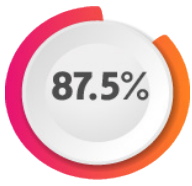
Retention



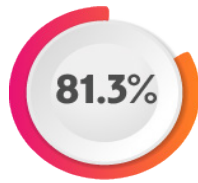
Easy to Use

Better Clinical Outcomes

The employees that participated in the pilot demonstrated significantly improved clinical outcomes, glycemic control and reduced high events ratios.



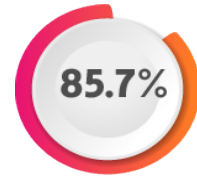
Improved glycemic control



Sustained glycemic control



Reduced high events ratio



Felt better about ability to manage diabetes

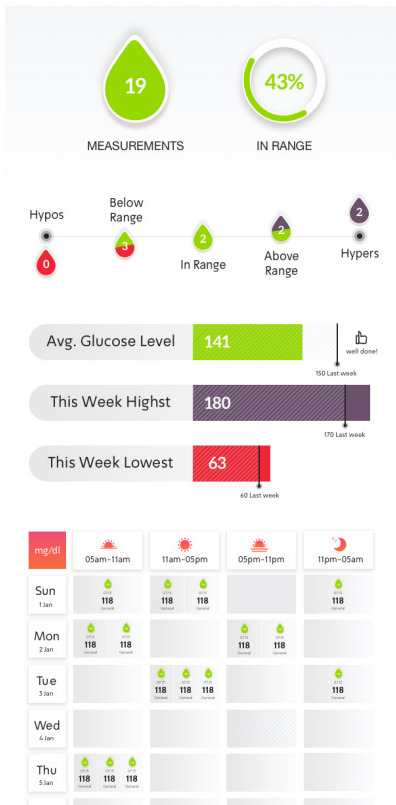
The results of this small pilot study were consistent and aligned with large scale studies (derived from data accumulated in the Dario database) presented at the ADA and ATTD.

The results show that motivating users to take a more active role in monitoring their condition by offering an easy and convenient solution that fits into their lifestyles drives positive health outcomes and clinical improvement. Recent studies show that improved clinical results of only 1% HbA1c can lead to lower health care costs resulting in benefits for both users and payers*.

Examples of Dario Application Data Entry and Reports

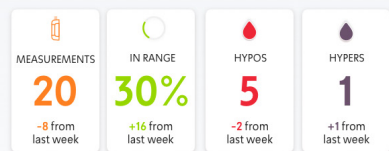
Weekly Report

01 Jan 18 - 07 Jan 18



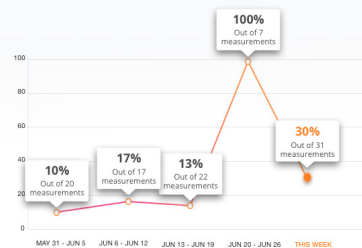
Your Progress Report

THIS WEEK AT A GLANCE:



IN-RANGE RESULTS FROM THE PAST 5 WEEKS

Based on the number of measurements you took



WHAT DO THIS WEEK'S MEASUREMENTS MEAN?

Your measurements reflect the things you do and experience every day. So take a minute and think about how your week went and what you can do to improve your % in-range next week.



How is the in-range percentage calculated?

Your weekly in-range percentage is the number of blood glucose measurements that were within the target range set in the Dario app divided by the total number of measurements you took that week, multiplied by 100 to get a percentage.



* "The Cost and Impact of Type 2 Diabetes: Policy Recommendations for a Growing Public Health Epidemic" Paul Keckley, Nov2018 (1% HbA1c =1700\$**)